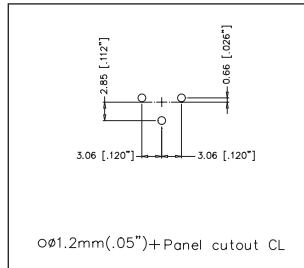


AC SERIES CHASSIS METAL "Z"

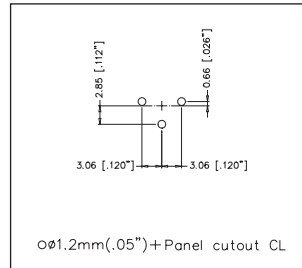
PCB FOOTPRINTS STRAIGHT (V)

CONNECTOR SIDE OF PCB



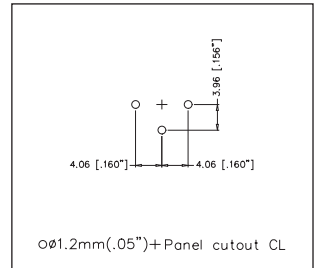
Ø1.2mm(.05") + Panel cutout CL

AC3F*ZV



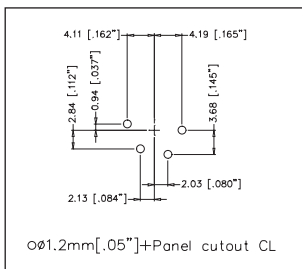
Ø1.2mm(.05") + Panel cutout CL

AC3M*ZV



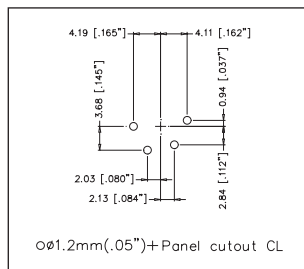
Ø1.2mm(.05") + Panel cutout CL

AC3MM*ZV



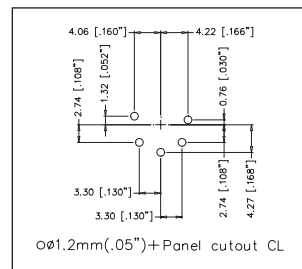
Ø1.2mm(.05") + Panel cutout CL

AC4F*ZV



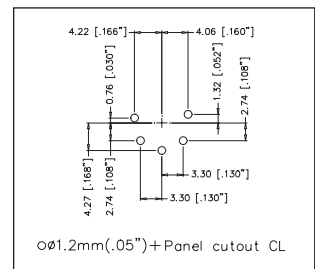
Ø1.2mm(.05") + Panel cutout CL

AC4M*ZV



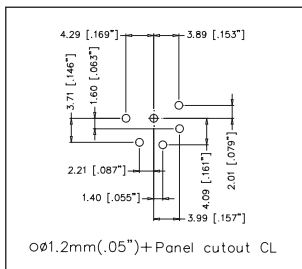
Ø1.2mm(.05") + Panel cutout CL

AC5F*ZV



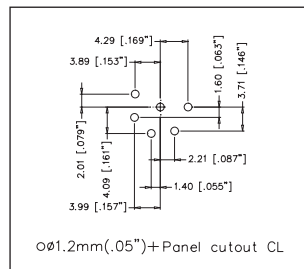
Ø1.2mm(.05") + Panel cutout CL

AC5M*ZV



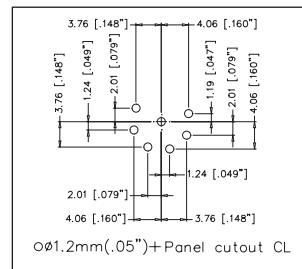
Ø1.2mm(.05") + Panel cutout CL

AC6AF*ZV



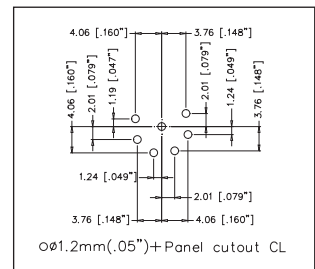
Ø1.2mm(.05") + Panel cutout CL

AC6AM*ZV



Ø1.2mm(.05") + Panel cutout CL

AC7F*ZV

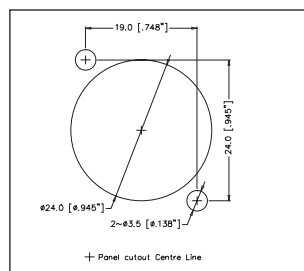


Ø1.2mm(.05") + Panel cutout CL

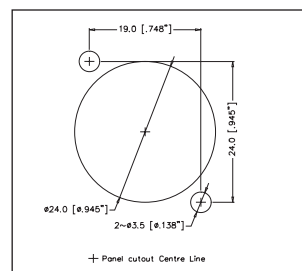
AC7M*ZV

PANEL CUTOUT DIMENSIONS

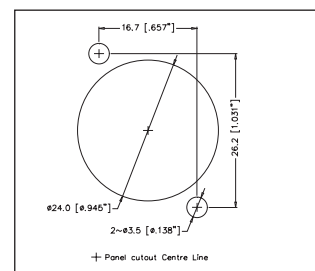
FRONT VIEW



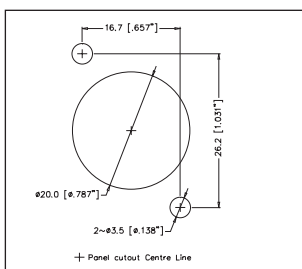
AC*FDZ



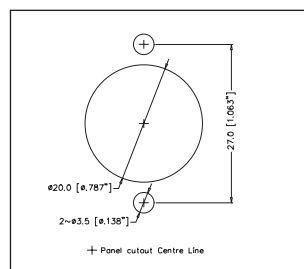
AC*MDZ



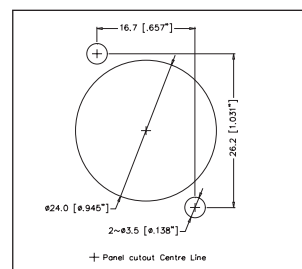
AC*FPZ



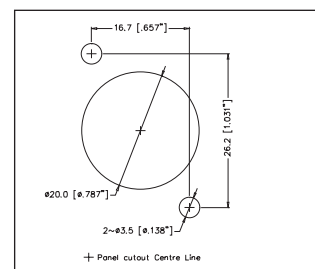
AC*MP



AC*MPNZ



AC-PDN-31-XXX



AC-PDN-34-XXX