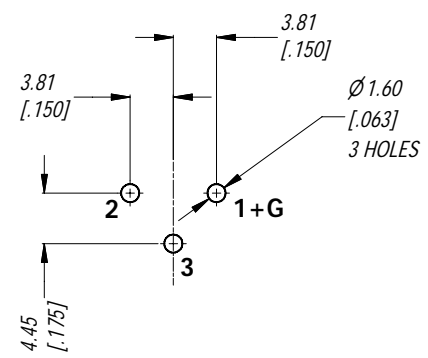
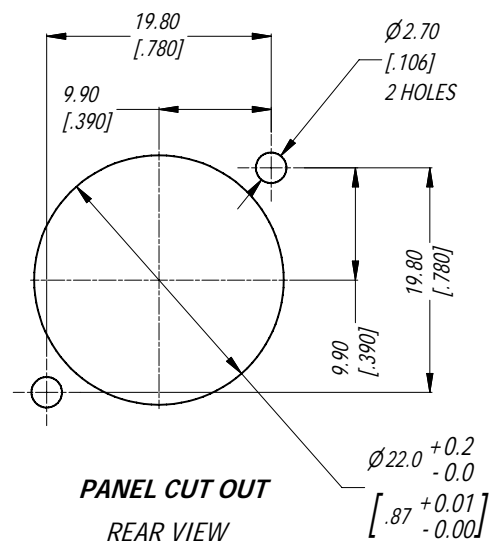


MIN MOUNTING PITCH




PCB LAYOUT

LAYOUT TOLERANCE : ±0.05 [.002 in]



PANEL CUT OUT
REAR VIEW



3D VIEW (1:1)

NOTE: DIMENSIONS IN PARENTHESES ARE IN INCHES.

UNLESS OTHERWISE SPECIFIED TOLERANCE TO BE:		THIS DOCUMENT IS THE PROPERTY OF AMPHENOL AUSTRALIA PTY. LTD. NO PART THEREOF MAY BE REPRODUCED AND USED WITHOUT THE PRIOR WRITTEN CONSENT OF THE OWNER			
LINEAR	ANGULAR	CAD FILE: 55010494000210	DRN: T.N	DATE: 17/04/07	TITLE: XLR FEMALE B TYPE CONNECTOR CUSTOMER DWG
X ±	X' ± 1°		CKD: P.M	DATE: 05/09/07	
X.X ±	X.X' ± 30°	MATL:	APP'D: P.M	DATE: 05/09/07	DRAWING NO. 55010494-000-2
X.XX ±	X.X'X' ± 15°	DO NOT SCALE	FINISH:	SCALE: 3:2	
DIMENSIONS IN MILLIMETRES		THIRD ANGLE PROJECTION	PART No: AC3FBV3-AU	SIZE: A4	

0	FIRST ISSUE	18/04/07	T.N	8686
REV	DESCRIPTION	DATE	BY	CHG NO
REVISION HISTORY				
Amphenol				
Amphenol Australia Pty.Ltd. 2 Fiveways Blvd, Keysborough, Vic3173				