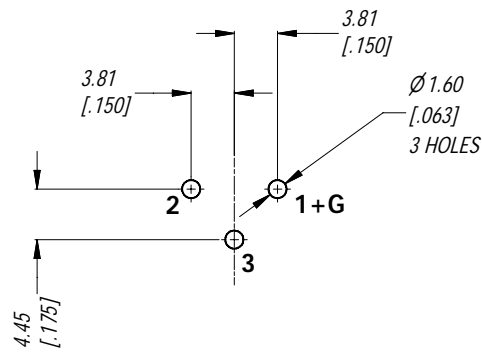
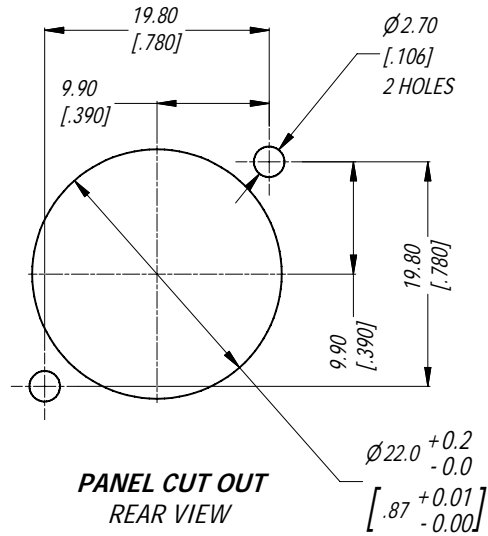


MIN MOUNTING PITCH (1:1)

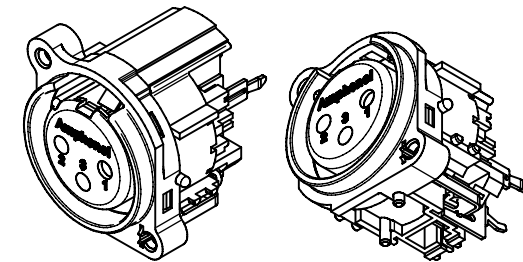


PCB LAYOUT

LAYOUT TOLERANCE : ± 0.05 [$\pm .002$ in]



**PANEL CUT OUT
REAR VIEW**



3D MODEL (1:1)

NOTE: DIMENSIONS IN PARENTHESES ARE IN INCHES.

UNLESS OTHERWISE SPECIFIED TOLERANCE TO BE:		THIS DOCUMENT IS THE PROPERTY OF AMPHENOL AUSTRALIA PTY. LTD. NO PART THEREOF MAY BE REPRODUCED AND USED WITHOUT THE PRIOR WRITTEN CONSENT OF THE OWNER			
LINEAR		ANGULAR		CAD FILE: 55010496000210	
X ±	X' ± 1	X.X' ± 30°		DRN: T.N	DATE: 17/04/07
X.XX ±	X.X' ± 15°	X.X' ± 15°		CKD: P.M	DATE: 05/09/07
BREAK ALL SHARP EDGES AND REMOVE ALL BURRS		MATL:	APP'D: P.M	DATE: 05/09/07	
DO NOT SCALE		FINISH:	SCALE: 3:2	PART No:	AC3FBVL1-AU
DIMENSIONS IN MILLIMETRES		THIRD ANGLE PROJECTION		SIZE: A4	

0	FIRST ISSUE	03/09/07	T.N	8686
REV	DESCRIPTION	DATE	BY	CHG NO
REVISION HISTORY				
TITLE:		Amphenol		
XLR FEMALE B TYPE CONNECTOR CUSTOMER DWG		Amphenol Australia Pty.Ltd. 2 Fiveways Blvd, Keysborough, Vic3173		
DRAWING NO.		SHEET		
55010496-000-2		2/2		