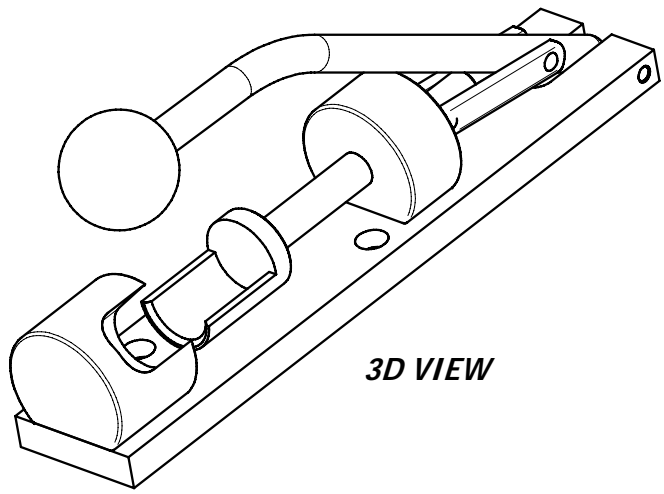
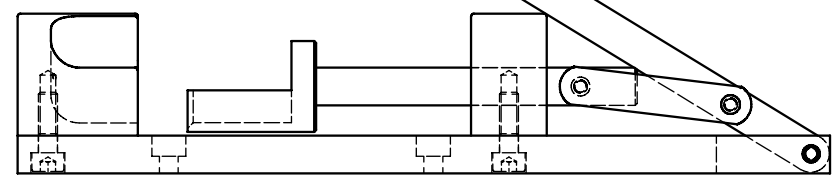

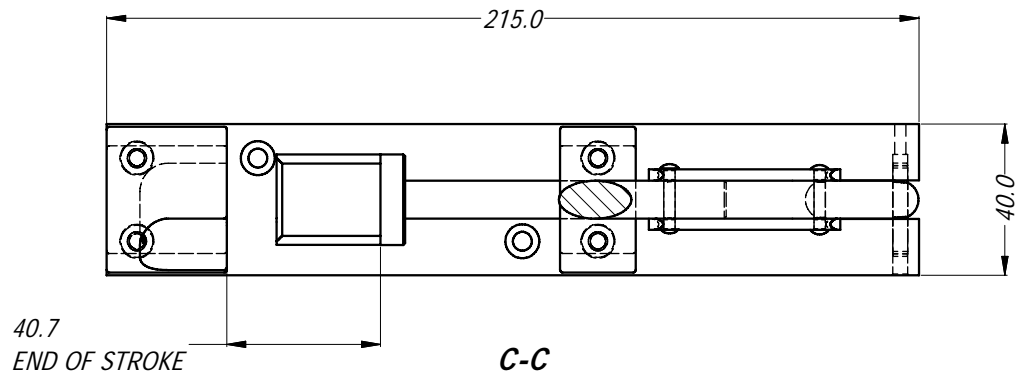


REVISION HISTORY				
REV	DESCRIPTION	DATE	BY	CHG No
0	FIRST ISSUE	03/04/09	B.Z	8815
1	End of stroke 40.7 was 41.4	22/05/09	B.Z	8826



3D VIEW



UNLESS OTHERWISE SPECIFIED TOLERANCE TO BE		THIS DOCUMENT IS THE PROPERTY OF AMPHENOL AUSTRALIA PTY. LTD. NO PART THEREOF MAY BE REPRODUCED AND USED WITHOUT THE PRIOR WRITTEN CONSENT OF THE OWNER		<b>Amphenol</b> Amphenol Australia Pty.Ltd, 2 Fiveways Blvd, Keysborough, VIC 3173	
LINEAR	ANGULAR	MATERIAL:	DRN:	DATE:	TITLE:
X ± 0.5	X' ± 1	<b>ALUMINUM &amp; STEEL</b>	B Z	12/12/08	<b>XLR RIGHT ANGLE ASSEMBLY TOOL CUSTOMER DWG</b>
X.X ± 0.1	X.X' ± 30'	FINISH:	CKD:	DATE:	PART No:
X.XX ± 0.05	X.XX' ± 15'	<b>NICKEL PLATE</b>	P.M	22/05/09	<b>T2880</b>
DO NOT SCALE		APP'D:		DATE:	DRAWING NO.
DIMENSIONS IN MILLIMETRES		P.M		22/05/09	SHEET
		THIRD ANGLE PROJECTION		SCALE: <b>1:2</b>	<b>52930004-704-2</b>
				SIZE: <b>A4</b>	<b>2/2</b>
				CAD FILE: 52930004704211	