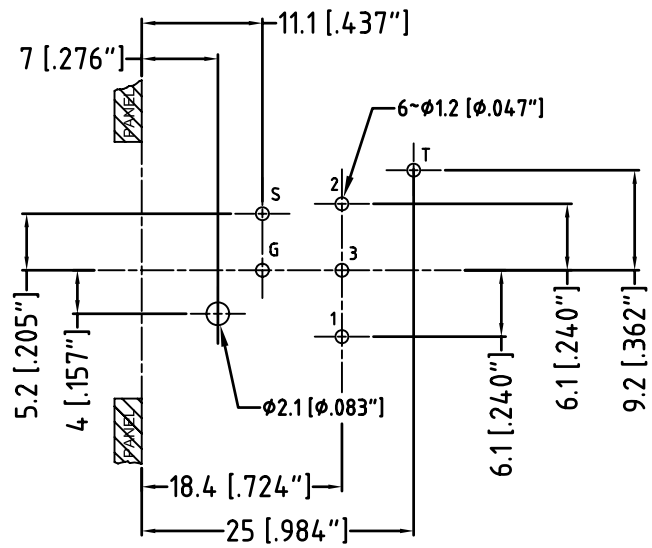
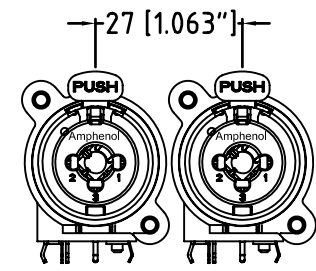
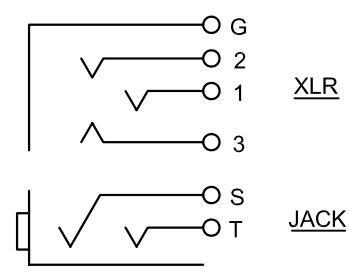


PANEL CUT OUT
FRONT VIEW



PCB LAYOUT
(component side)
TOLERANCE: ±0.05mm [0.002"]

CONTACTS SCHEMATIC CHART



MIN MOUNTING PITCH
ACTUAL SIZE

UNLESS OTHERWISE SPECIFIED TOLERANCE TO BE		THIS DOCUMENT IS THE PROPERTY OF AMPHENOL AUSTRALIA PTY. LTD. NO PART THEREOF MAY BE REPRODUCED AND USED WITHOUT THE PRIOR WRITTEN CONSENT OF THE OWNER				1	Correct Minimum Mounting Pitch dimension from 14mm to 27mm	M.H	19-03-09	8811
LINEAR	ANGULAR	CAD FILE: 55010420000111				REV.	FIRST ISSUE	M.H	17-05-07	----
X ± 0.5	X° ± 1°	MATERIAL: REFER TO COMPONENT				DATE:	CHANGE DETAILS	BY	DATE	CHG/No
X.X ± 0.1	X°X' ± 30'	FINISH: REFER TO COMPONENT				DATE:				
X.XX ± 0.05	X°X'X" ± 15"	DO NOT SCALE				DATE:				
BREAK ALL SHARP EDGES AND REMOVE ALL BURRS		THIRD ANGLE PROJECTION				SCALE:	ACJCSH	Amphenol		
DIMENSIONS IN MILLIMETRES		SCALE: 2:1 UDS				PART No:	C-C-TYPE	Amphenol Australia Pty.Ltd, 2 Fireweys Blvd, Keysborough, Vic3173		
							CUSTOMER DRAWING	DRAWING No. 55010420-000-1		
							SIZE: A3	SHEET 1 OF 1		