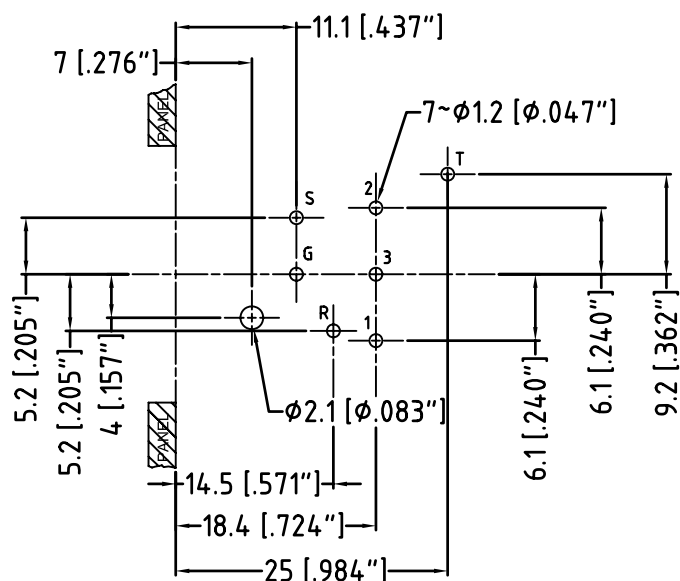
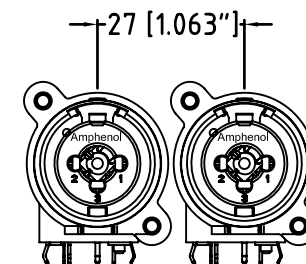
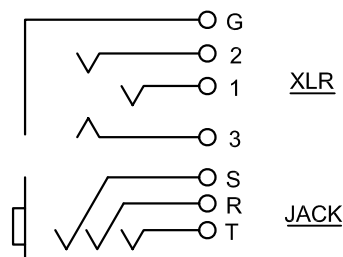


PANEL CUT OUT
FRONT VIEW



PCB LAYOUT
(component side)
TOLERANCE: ±0.05mm [0.002"]

CONTACTS SCHEMATIC CHART



MIN MOUNTING PITCH
ACTUAL SIZE

UNLESS OTHERWISE SPECIFIED TOLERANCE TO BE		THIS DOCUMENT IS THE PROPERTY OF AMPHENOL AUSTRALIA PTY. LTD. NO PART THEREOF MAY BE REPRODUCED AND USED WITHOUT THE PRIOR WRITTEN CONSENT OF THE OWNER				1	Correct Minimum Mounting Pitch dimension from 14mm to 27mm	M.H	19-03-09	8811
LINEAR		ANGULAR		CAD FILE: 55010427000111	DRN: M.H	DATE: 17-05-07	TITLE:	FIRST ISSUE		
X ± 0.5	X° ± 1°			MATL: REFER TO COMPONENT	CKD: P.M	DATE: 19-03-09	ACJC6HL	Amphenol		
X.X ± 0.1	X*X° ± 30°			DO NOT SCALE	FINISH: REFER TO COMPONENT	DATE: 19-03-09	C-C TYPE	Amphenol Australia Pty.Ltd, 2 Fireways Blvd, Keysborough, Vic3173		
X.XX ± 0.05	X*X*X° ± 15°						CUSTOMER DRAWING	DRAWING No.		
BREAK ALL SHARP EDGES AND REMOVE ALL BURRS								SHEET		
DIMENSIONS IN MILLIMETRES		THIRD ANGLE PROJECTION		SCALE: 2:1 UDS	PART No:	ACJC6HL	SIZE: A3	55010427-000-1		1 OF 1