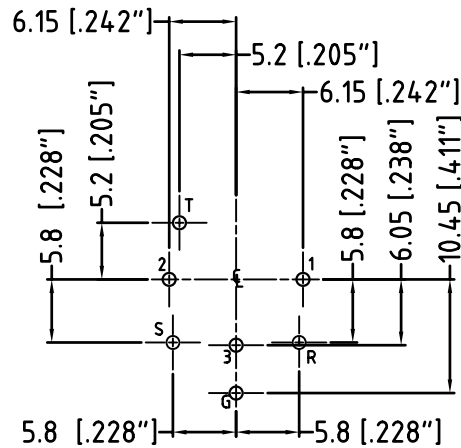
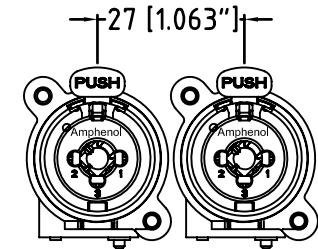
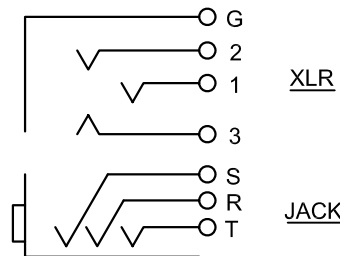


PANEL CUT OUT
FRONT VIEW



PCB LAYOUT
(component side)
TOLERANCE: $\pm 0.05\text{mm}$ [0.002"]

CONTACTS SCHEMATIC CHART



MIN MOUNTING PITCH
ACTUAL SIZE

1	Correct Minimum Mounting Pitch dimension from 14mm to 27mm	M.H	19-03-09	8811
REV.	0	M.H	17-05-07	----
REV.	CHANGE DETAILS	BY	DATE	CHG/No

UNLESS OTHERWISE SPECIFIED TOLERANCE TO BE		THIS DOCUMENT IS THE PROPERTY OF AMPHENOL AUSTRALIA PTY. LTD. NO PART THEREOF MAY BE REPRODUCED AND USED WITHOUT THE PRIOR WRITTEN CONSENT OF THE OWNER				
LINEAR	ANGULAR	CAD FILE: 55010430000111	DRN: M.H	DATE: 17-05-07	TITLE:	
X ± 0.5 X.X ± 0.1 X.XX ± 0.05	X° ± 1° X°X' ± 30' X°X'X" ± 15'	MATL: REFER TO COMPONENT	CKD: P.M	DATE: 19-03-09	ACJC6V C-TYPE	
BREAK ALL SHARP EDGES AND REMOVE ALL BURRS		DO NOT SCALE	FINISH: REFER TO COMPONENT	APP'D: P.M	DATE: 19-03-09	CUSTOMER DRAWING
DIMENSIONS IN MILLIMETRES		THIRD ANGLE PROJECTION	SCALE: 2:1 UDS	PART No:	ACJC6V	SIZE: A3
					Amphenol Amphenol Australia Pty.Ltd, 2 Fireways Blvd, Keysborough, Vic3173 DRAWING NO. 55010430-000-1 SHEET 1 OF 1	