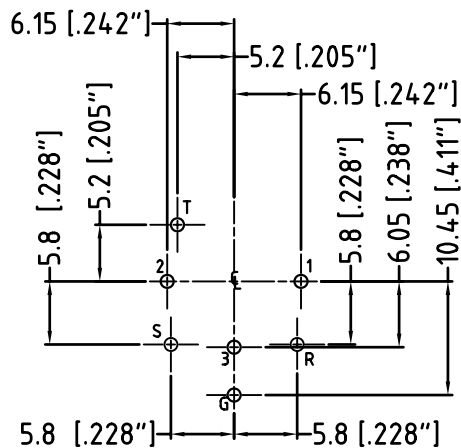
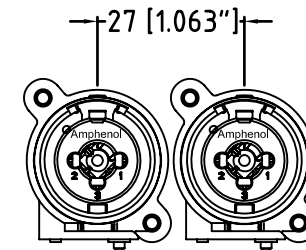
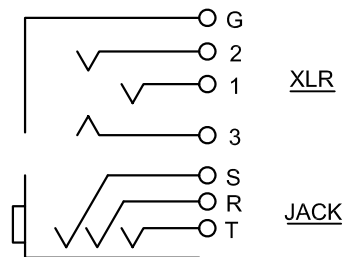


PANEL CUT OUT
FRONT VIEW



PCB LAYOUT
(component side)
TOLERANCE: $\pm 0.05\text{mm}$ [0.002"]

CONTACTS SCHEMATIC CHART



MIN MOUNTING PITCH
ACTUAL SIZE



UNLESS OTHERWISE SPECIFIED TOLERANCE TO BE		THIS DOCUMENT IS THE PROPERTY OF AMPHENOL AUSTRALIA PTY. LTD. NO PART THEREOF MAY BE REPRODUCED AND USED WITHOUT THE PRIOR WRITTEN CONSENT OF THE OWNER				1	Correct Minimum Mounting Pitch dimension from 14mm to 27mm	M.H	19-03-09	8811
LINEAR	ANGULAR					REV.	FIRST ISSUE	M.H	17-05-07	----
X ± 0.5	X° ± 1°						CHANGE DETAILS	BY	DATE	CHG/No
X.X ± 0.1	X°X' ± 30'	CAD FILE: 55010431000111	DRN: M.H	DATE: 17-05-07	TITLE:	ACJC6VL C-TYPE CUSTOMER DRAWING		Amphenol		
X.XX ± 0.05	X°X'X" ± 15"							Amphenol Australia Pty.Ltd, 2 Fireways Blvd, Keysborough, Vic3173		
BREAK ALL SHARP EDGES AND REMOVE ALL BURRS		MATL: REFER TO COMPONENT	CKD: P.M	DATE: 19-03-09			DRAWING NO.		SHEET	
DO NOT SCALE		FINISH: REFER TO COMPONENT	APP'D: P.M	DATE: 19-03-09			55010431-000-1		2 OF 2	
DIMENSIONS IN MILLIMETRES		THIRD ANGLE PROJECTION	SCALE: 2:1 UDS	PART No:	ACJC6VL	SIZE: A3				