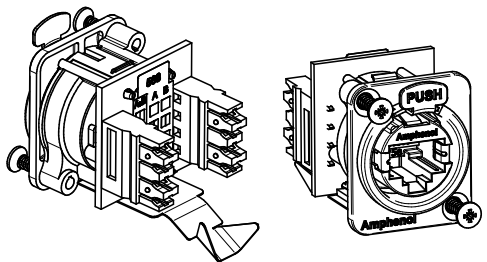
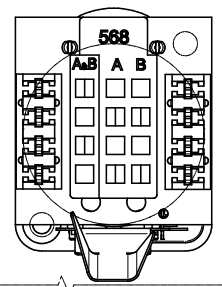
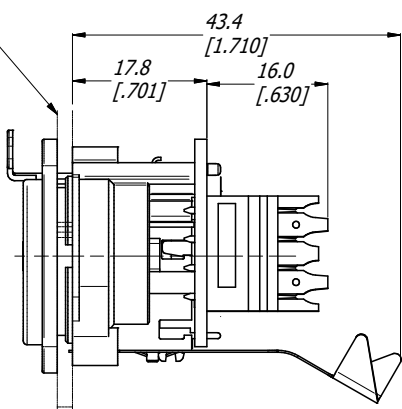
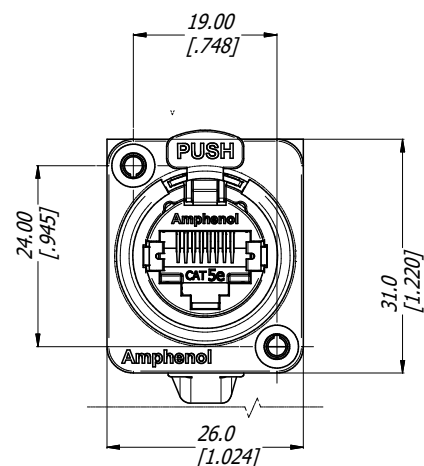


**METAL FLANGE ASSEMBLED AT PANEL REAR SIDE**



**3D VIEW 1:1**

**METAL FLANGE ASSEMBLED AT PANEL FRONT SIDE**

**SPECIFICATIONS:**

- 1. MATERIALS:**
- PLASTIC INSERT & HOUSING: HIGH TEMPERATURE THERMOPLASTIC FLAMMABILITY RATING UL94V-0 DSM Stanyl, 30% BLACK
  - FRONT METAL SHELL: ZINC ALLOY ZAMAK 3, NICKEL PLATE.
  - CONTACTS: PHOSPHORE BRONZE, 1.27 µm GOLD PLATE ON MATING SURFACES, 1.27 µm NICKEL MIN UNDERPLATE. 3.81 µm MIN MATTE TIN ON CONTACT TAILS.
  - LATCH LOCK AND SPRING: SPRING STEEL, NICKEL PLATE.
  - EMI/RFI HOOD: BRASS, TIN PLATE
- 2. ELECTRICAL CHARACTERISTICS:**
- RATED VOLTAGE: 125 VAC
  - TYPICAL CONTACT RESISTANCE: 20 mOhm
  - INSULATION RESISTANCE: > 500 MOhm
  - DIELECTRIC STRENGTH: 1000 VAC, 60 SECONDS
  - TRANSMISSION SPECIFICATION/CLASS: COMPLIES WITH CAT6 1000 BASE-T PER EIA-568-C.2 AND ISO 11801
  - PoE+ COMPLIES WITH 802.3at Type 2
  - CAT5e AND CAT6 SUPPORT PoE TYPES 1 TO 4 AND IEC60603-7 COMPLIANT

**TABLE OF PART NUMBERS**

| PART No.   | METAL SHELL FINISH |
|------------|--------------------|
| RJX8FD6110 | NICKEL             |
| RJX8FE6110 | BLACK              |



|  |             |  |        |                 |       |   |            |
|--|-------------|--|--------|-----------------|-------|---|------------|
| UNLESS OTHERWISE SPECIFIED TOLERANCE TO BE |             | THIS DOCUMENT IS THE PROPERTY OF AMPHENOL AUSTRALIA PTY. LTD. NO PART THEREOF MAY BE REPRODUCED AND USED WITHOUT THE PRIOR WRITTEN CONSENT OF THE OWNER. |        | <b>Amphenol</b> |       | Amphenol Australia Pty Ltd, 22 Industry Blvd, Carrum Downs VIC 3201 Australia |            |
| LINEAR                                     | ANGULAR     | MATERIAL:  | DRN:   | T.N             | DATE: | PART No:  | REV        |
| X ±0.5                                     | X° ±1       | <b>REFER SPECIFICATION</b>   | CKD:   | P.M             | DATE: | <b>REFER TABLE P/No</b>   | <b>2</b>   |
| X.X ±0.1                                   | X.X° ±30°   | DO NOT SCALE   | APP'D: | P.M             | DATE: | DRAWING No.   | SHEET      |
| X.X ±0.05                                  | X.X.X° ±15° | FINISH:  | SCALE: | <b>3:2</b>      | SIZE: | <b>55011301-000-2</b>   | <b>2/2</b> |
| BREAK ALL SHARP EDGES AND REMOVE ALL BURRS |             | THIRD ANGLE PROJECTION   |        |                 |       |   |            |
| DIMENSIONS IN MILLIMETRES                  |             |  |        |                 |       |   |            |

**XLrnet D TYPE CAT6 PUNCHDOWN IDC 110 CUSTOMER DRAWING**