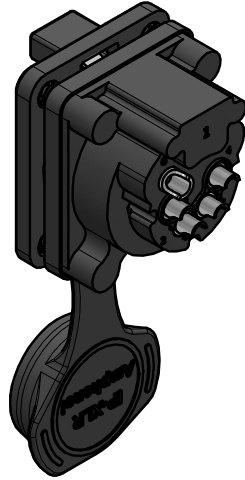




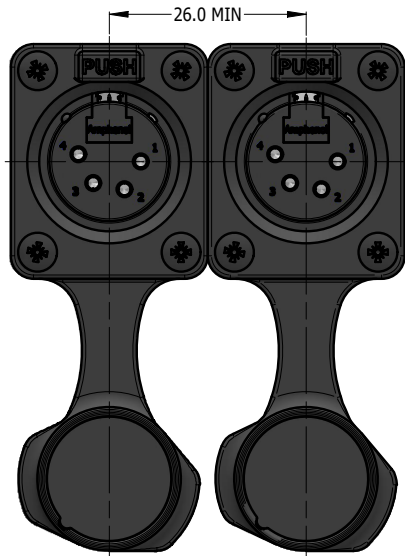
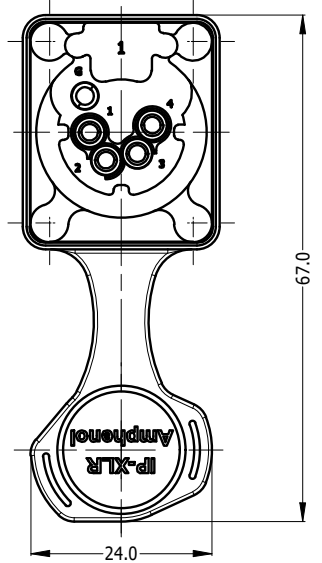
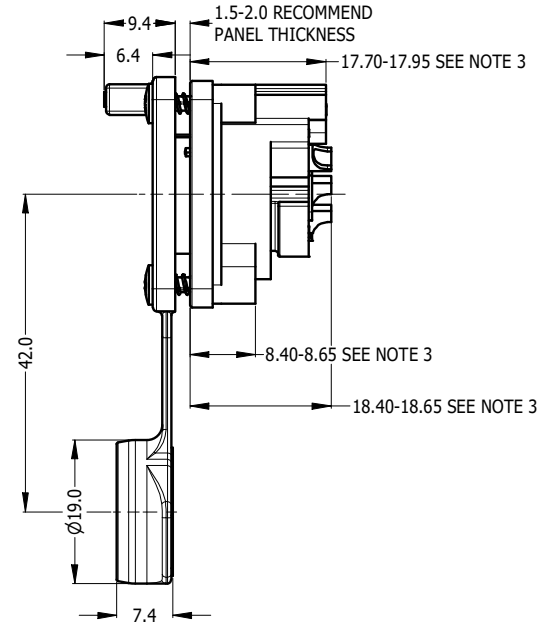
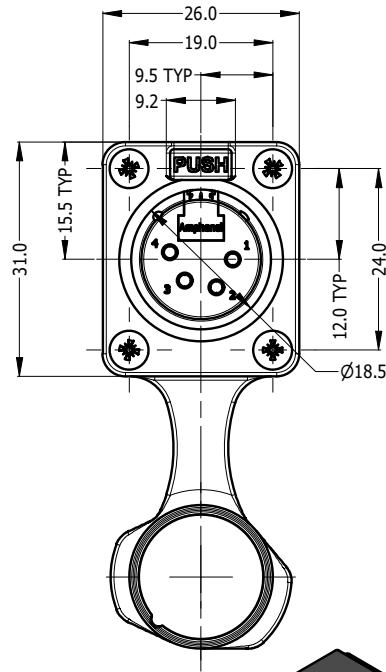
REV	DESCRIPTION	DATE	BY	ECN
1	FIRST ISSUE	15-05-23	MH	----
2	CHANGE LATCHING MECHANISM	10-05-24	MH	9750



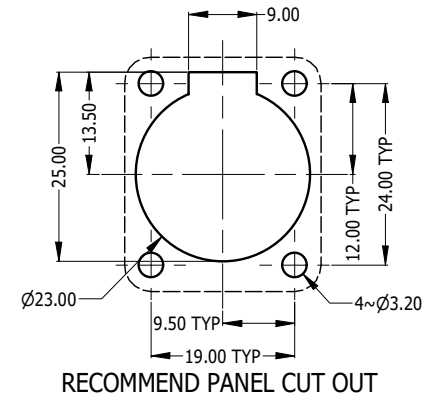
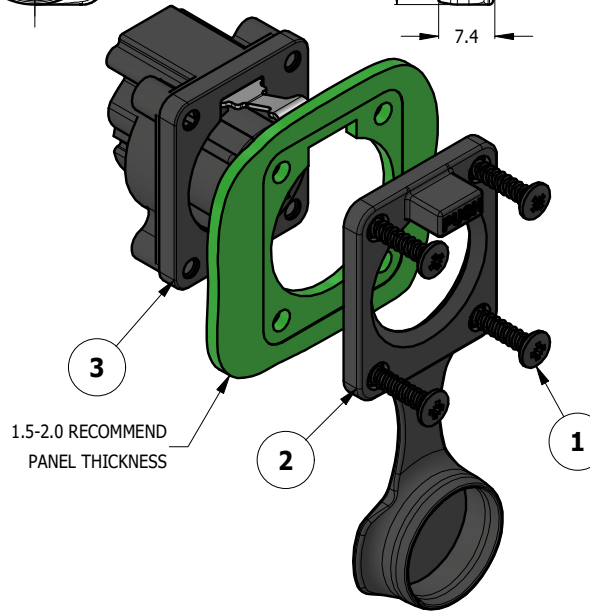

CAPPED VIEW



REAR VIEW



RECOMMEND MINIMUM MOUNTING PITCH



PART NUMBER	CONTACT FINISH
AXS4FP1	TIN PLATED
AXS4FP1-AU	GOLD PLATED

- NOTE:
 1. MATING CONNECTOR SHELL TO HAVE MIN 1.6 SURFACE FINISH TO ACHIEVE IP RATING OF THIS CONNECTOR.
 2. BLACK MOUNTING SCREW 52500011-430 x 4 PCS TO BE SUPPLIED WITH THE CONNECTOR, MAX TORQUE 0.5Nm.
 3. DUE TO 0.4mm THICK RUBBER SEAL, THE DIM WILL VARY DEPENDING ON THE SCREWS TIGHTENING LIMIT IN ASSEMBLY.

UNLESS OTHERWISE SPECIFIED TOLERANCE TO BE	
LINEAR	ANGULAR
X ± 0.5	X' ± 1
X.X ± 0.2	X.X' ± 30'
X.XX ± 0.1	X.XX" ± 15'

THIS DOCUMENT IS THE PROPERTY OF AMPHENOL AUSTRALIA PTY. LTD.
 NO PART THEREOF MAY BE REPRODUCED AND USED
 WITHOUT THE PRIOR WRITTEN CONSENT OF THE OWNER

Amphenol Amphenol Australia Pty.Ltd,
 22 Industry Blvd, Carrum Downs, VIC 3201

ITEM	PART NUMBER	DESCRIPTION	QTY
3	55011486-014/914	AXS4FP1 WITHOUT RUBBER FLANGE - TIN/GOLD PLATED CONTACT	1
2	52730032-000	AXS OVERMOLDED RUBBER FLANGE BLACK	1
1	52500011-430	SELF TAPPING SCREW 2.9 x 1.06mm BLACK	4

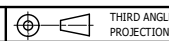
DO NOT SCALE
 DIMENSIONS IN MILLIMETRES

MATERIAL:
SEE COMPONENT

DRN: M.H DATE: 15-05-23
 CKD: M.H DATE: 10-05-24
 APP'D: P.M DATE: 10-05-24

TITLE:
**AXS4FP1
 AXS PANEL MOUNT SERIES
 CUSTOMER DRAWING**

PART No.
SEE TABLE
 DRAWING No.
55011486-814-2 SHEET
2/2



SCALE: **1:1** SIZE: **A4**

CAD FILE: 55011486814110