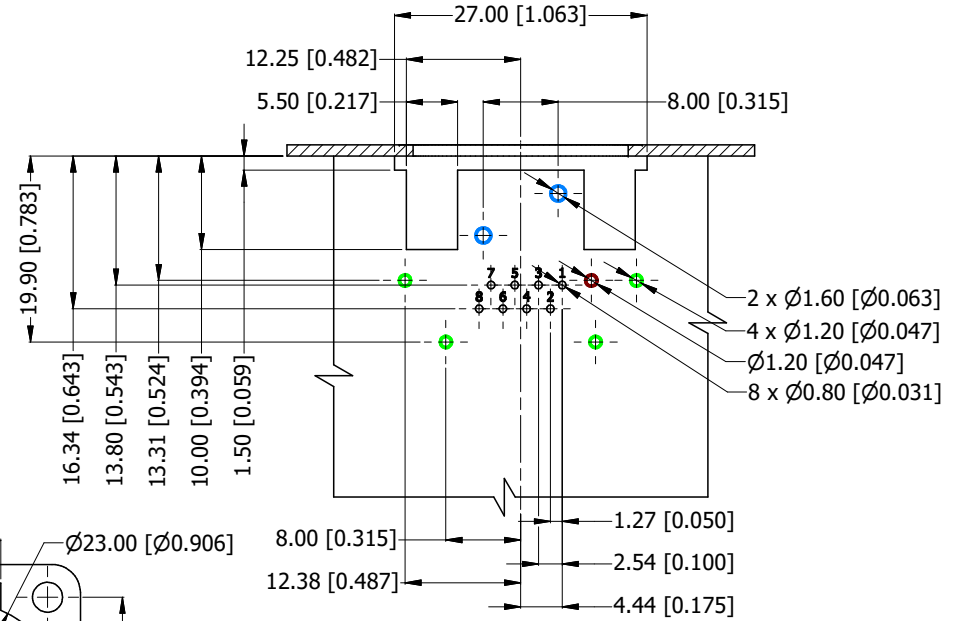
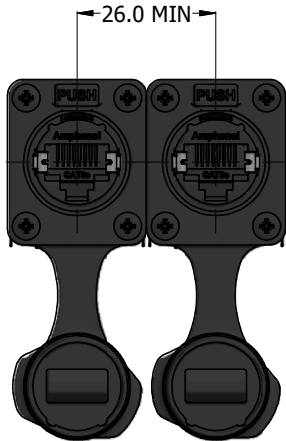


PANEL CUT OUT

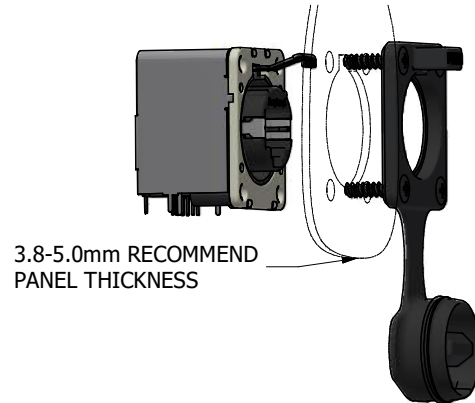


PCB LAYOUT
(CONNECTOR TOP VIEW)

- RJ45 CONTACTS
- RJ45 SHELL GROUND CONTACT
- SHIELD BOX LEGS
- CONNECTOR LOCATION PINS



RECOMMEND MINIMUM MOUNTING PITCH



3.8-5.0mm RECOMMEND
PANEL THICKNESS



RJXS8FP5HPE

- SERIES PREFIX
- CONTACT LAYOUT (RJ45 STYLE)
- GENDER
- FOUR HOLE RECEPTACLE HOUSING IP65, WITH CAP (BLACK)
- TRANSMISSION CLASS (CAT5e)
- HORIZONTAL MOUNT (PCB THRU HOLE)
- POTTED
- WITH EMI/RFI SHIELD

UNLESS OTHERWISE SPECIFIED TOLERANCE TO BE: LINEAR ANGULAR X.X ±10 X.X° ±1 X.X ±5 X.X° ±30 X.X ±1 X.X° ±15 BREAK ALL SHARP EDGES AND REMOVE ALL BURRS DO NOT SCALE DIMENSIONS IN MILLIMETRES			THIS DOCUMENT IS THE PROPERTY OF AMPHENOL AUSTRALIA PTY. LTD. NO PART THEREOF MAY BE REPRODUCED AND USED WITHOUT THE PRIOR WRITTEN CONSENT OF THE OWNER MATERIAL: SEE COMPONENTS FINISH: SEE COMPONENTS THIRD ANGLE PROJECTION			DRN: J.W DATE: 24/12/2024 CKD: P.M DATE: 24/12/2024 APP'D: P.M DATE: 24/12/2024 SCALE: NTS SIZE: A3			TITLE: XLRnet, HORZ, IP65, W/CAP, PANEL THICKNESS RANGE 1.2-2.5			PART No: RJXS8FP5HPE DRAWING No: 55011417-000-1		REV 1 SHEET 2/3	
---	--	--	---	--	--	--	--	--	--	--	--	--	--	--------------------	--

Amphenol

Amphenol Australia Pty.Ltd,
22 Industry Blvd Carrum Downs, VIC 3201