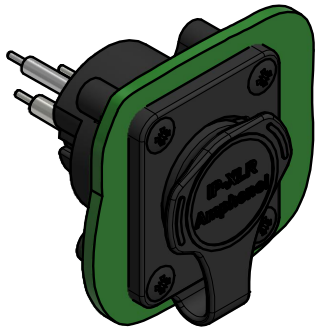
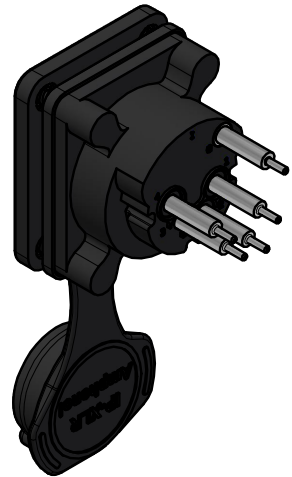




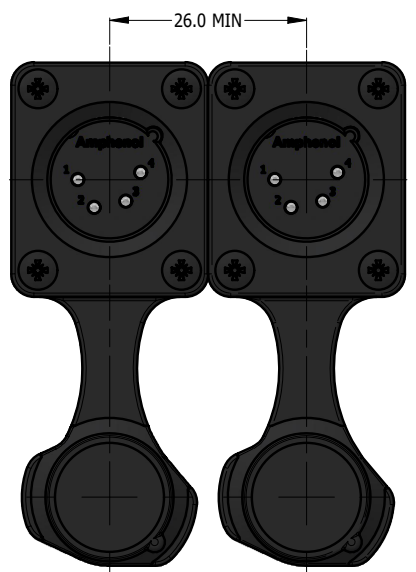
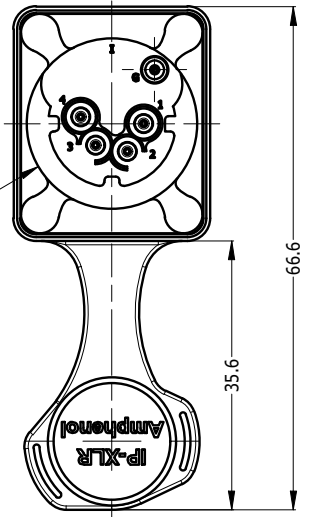
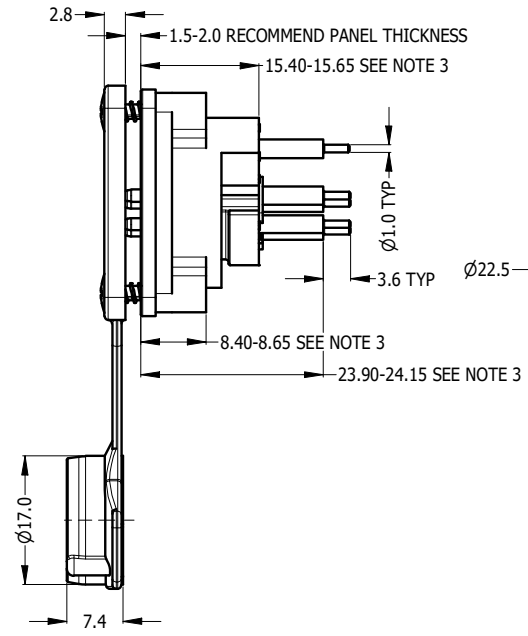
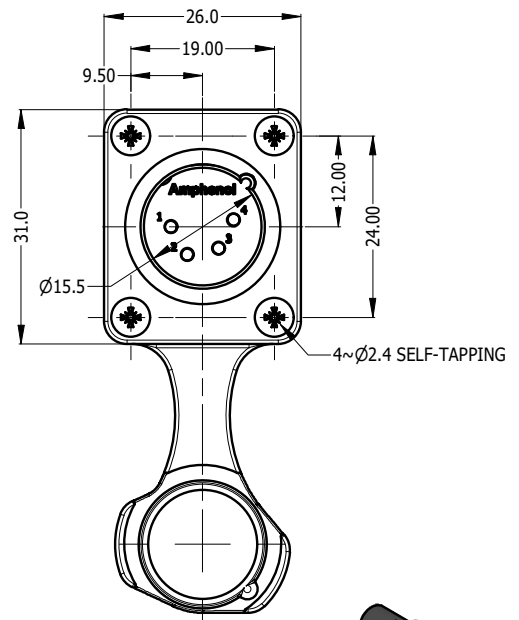
REVISION HISTORY				
REV	DESCRIPTION	DATE	BY	ECN
1	FIRST ISSUE	11-11-23	MH	----
2	CORRECT CONTACT HEIGHT TO 24.15MM	18-03-25	MH	9754



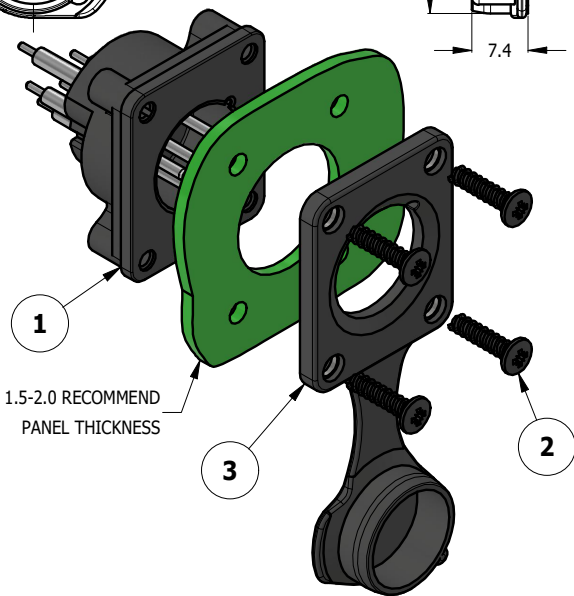
CAPPED VIEW



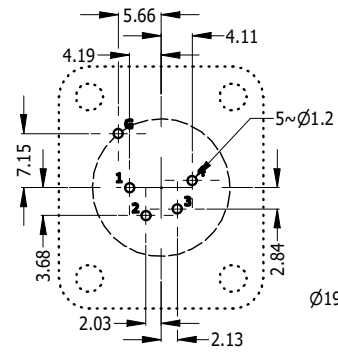
REAR VIEW



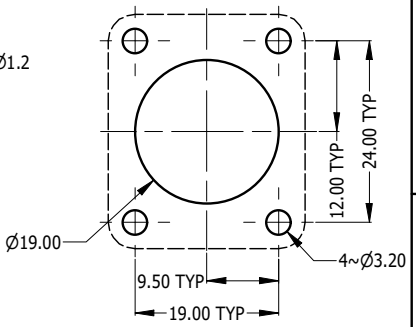
RECOMMEND MINIMUM MOUNTING PITCH



1.5-2.0 RECOMMEND PANEL THICKNESS



PCB LAYOUT CONECTOR SIDE



RECOMMEND PANEL CUT OUT

PART NUMBER	CONTACT FINISH
AXS4MP1V	TIN PLATED
AXS4MP1V-AU	GOLD PLATED

NOTE:  
 1. MATING CONNECTOR SHELL TO HAVE MIN 1.6 SURFACE FINISH TO ACHIEVE IP54 RATING OF THIS CONNECTOR.  
 2. BLACK MOUNTING SCREW 52500011-430 x 4 PCS TO BE SUPPLIED WITH THE CONNECTOR, MAX TORQUE 0.5Nm.  
 3. DUE TO 0.4mm THICK RUBBER SEAL, THE DIM WILL VARY DEPENDING ON THE SCREWS TIGHTENING IN ASSEMBLY.

ITEM	PART NUMBER	DESCRIPTION	QTY
3	52730035-000	AXS FRONT FLANGE D TYPE RUBBER SEAL IP54 WITH CAP	1
2	52500011-430	SCREW 2.9 x 1.06mm USED FOR PLASTIC MATERIAL	4
1	55011500-014/914	AXS4MP1V WITHOUT RUBBER FLANGE - TIN/GOLD PLATED CONTACT	1

UNLESS OTHERWISE SPECIFIED TOLERANCE TO BE	
LINEAR	ANGULAR
X ± 0.5	X' ± 1
X.X ± 0.2	X.X' ± 30'
X.XX ± 0.1	X.XX" ± 15'

BREAK ALL SHARP EDGES AND REMOVE ALL BURRS

DO NOT SCALE

THIS DOCUMENT IS THE PROPERTY OF AMPHENOL AUSTRALIA PTY. LTD.  
 NO PART THEREOF MAY BE REPRODUCED AND USED WITHOUT THE PRIOR WRITTEN CONSENT OF THE OWNER

MATERIAL: <b>SEE COMPONENT</b>	DRN: M.H	DATE: 11-11-23
FINISH: <b>SEE COMPONENT</b>	CKD: M.H	DATE: 18-03-25
	APP'D: P.M	DATE: 18-03-25
DIMENSIONS IN MILLIMETRES	SCALE: <b>1:1</b>	SIZE: <b>A4</b>

**Amphenol** Amphenol Australia Pty.Ltd, 22 Industry Blvd, Carrum Downs, VIC 3201

TITLE: <b>AXS4MP1V AXS PANEL MOUNT SERIES CUSTOMER DRAWING</b>	PART No. <b>SEE TABLE</b>
CAD FILE: 55011500814110	DRAWING No. <b>55011500-814-2</b>
	SHEET <b>2/2</b>