

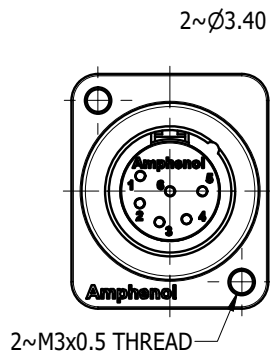
LEGEND = KEY PRODUCT CHARACTERISTICS

REVISION HISTORY

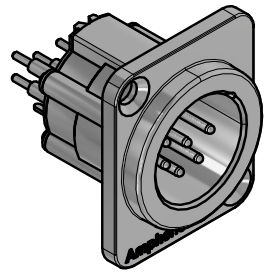
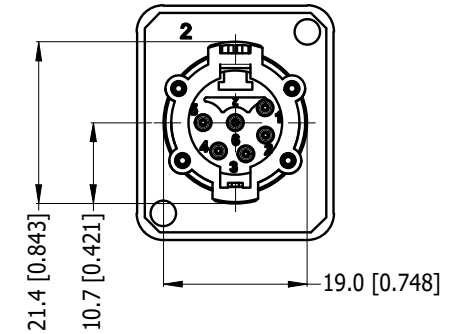
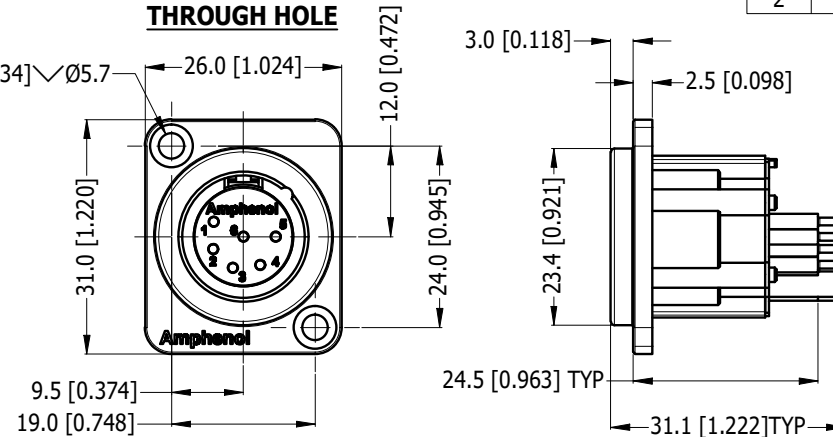
REV	DESCRIPTION	DATE	BY	ECN
1	FIRST ISSUE	19-12-19	MH	----
2	CORRECT PCB LAYOUT	23-03-21	MH	9642



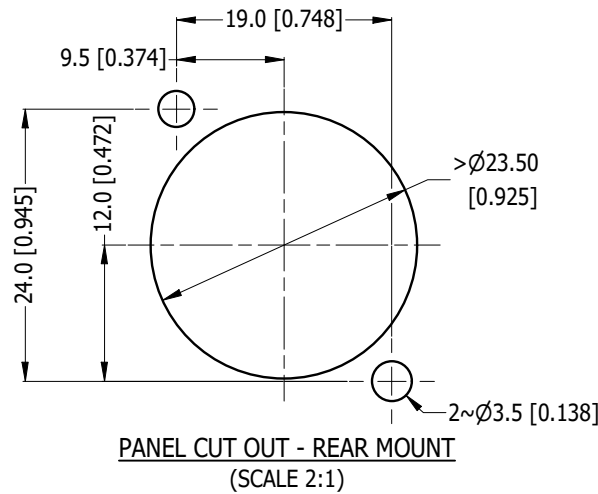
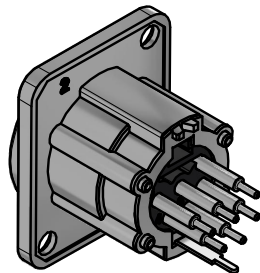
M3 THREAD OPTION



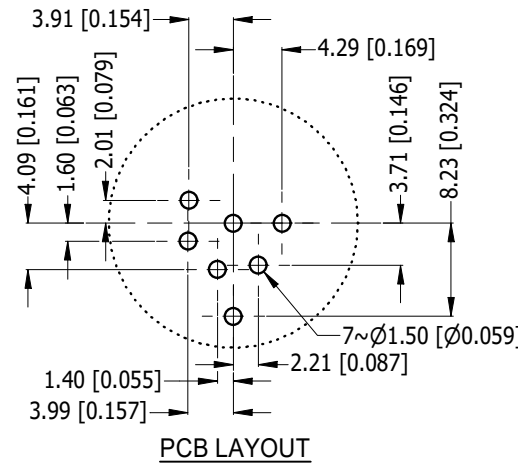
THROUGH HOLE



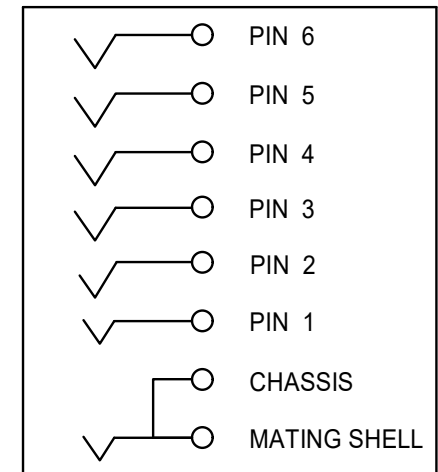
3D VIEW (1:1)



PANEL CUT OUT - REAR MOUNT
(SCALE 2:1)



PCB LAYOUT



SCHMATIC CHART

PART NUMBER	SHELL FINISH	PIN CONTACT FINISH
AX6AMDV	NICKEL PLATED	SILVER PLATED
AX6AMDV-M3	NICKEL PLATED	SILVER PLATED
AX6AMDVB	MATT BLACK COATING	SILVER PLATED
AX6AMDVB-M3	MATT BLACK COATING	SILVER PLATED
AX6AMDV-AU	NICKEL PLATED	GOLD PLATED
AX6AMDV-AU-M3	NICKEL PLATED	GOLD PLATED
AX6AMDVB-AU	MATT BLACK COATING	GOLD PLATED
AX6ADVB-AU-M3	MATT BLACK COATING	GOLD PLATED

UNLESS OTHERWISE SPECIFIED TOLERANCE TO BE	
LINEAR	ANGULAR
X ± 0.5	X' ± 1
X.X ± 0.1	X.X' ± 30'
X.XX ± 0.1	X.XX" ± 15'

BREAK ALL SHARP EDGES AND REMOVE ALL BURRS

DO NOT SCALE

THIS DOCUMENT IS THE PROPERTY OF AMPHENOL AUSTRALIA PTY. LTD.
NO PART THEREOF MAY BE REPRODUCED AND USED
WITHOUT THE PRIOR WRITTEN CONSENT OF THE OWNER

MATERIAL: **SEE COMPONENT**

FINISH: **SEE COMPONENT**

DRN: M.H	DATE: 19/12/19
CKD: M.H	DATE: 23-03-21
APP'D: P.M	DATE: 23-03-21

DIMENSIONS IN MILLIMETRES



SCALE: **1:1** SIZE: **A4**

Amphenol

Amphenol Australia Pty.Ltd.
22 Industry Boulevard, Carrum Downs, VIC 3201

TITLE:
**AX6AMDV
D-TYPE AX PANEL MOUNT
CUSTOMER DWG**

PART No.
SEE TABLE

DRAWING No. **55011344-131-2** SHEET **2/2**

CAD FILE: 55011344131112